



宗申动力
ZONG SHEN POWER

GB270
BOM No: 1T4JQJ27E

GB270

GB270

V01

2018-12-26

N

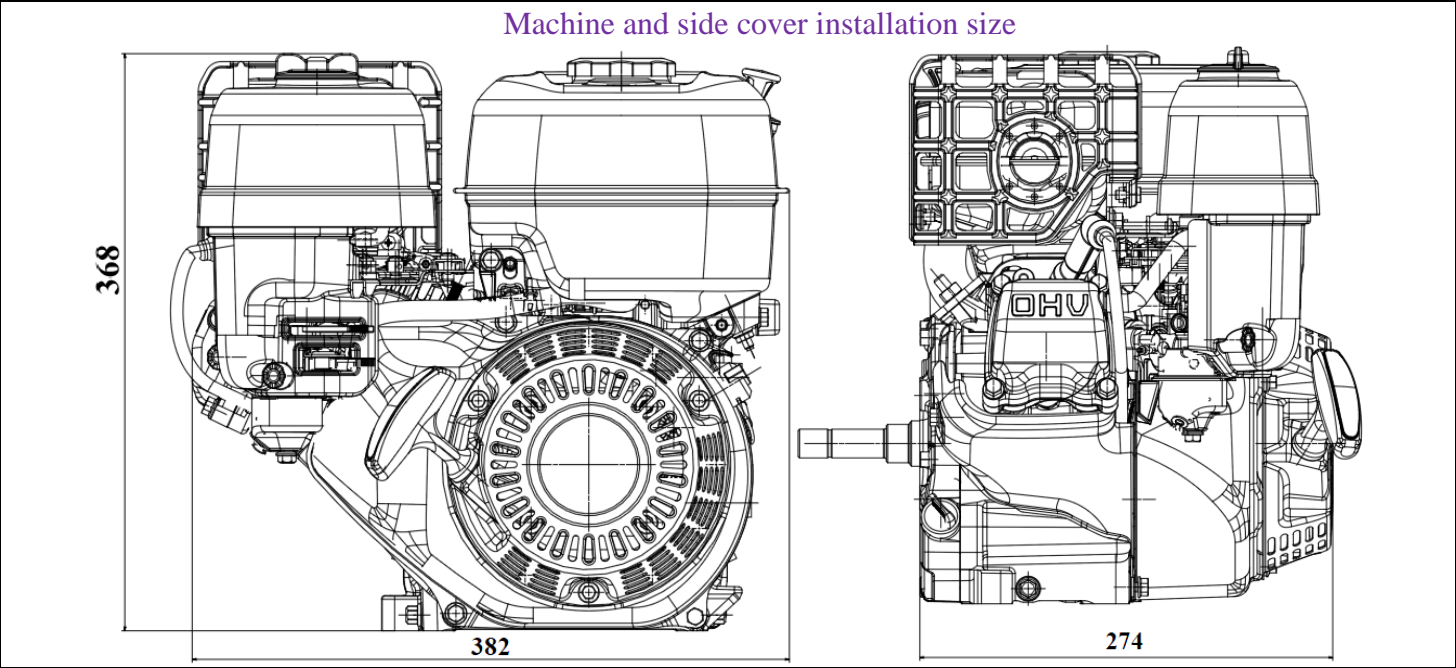
Appearance

Main parameters of the engine

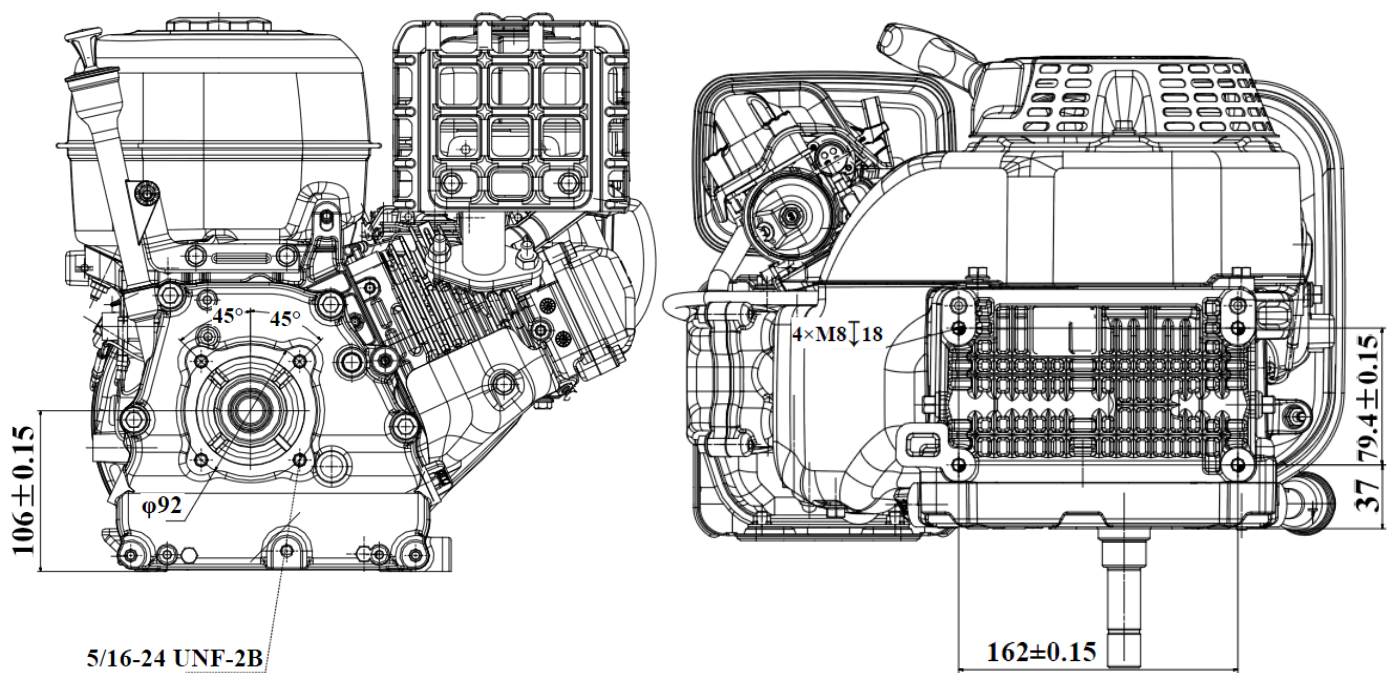


| | |
|---|--------------------------|
| Displacement (cc) | 272 |
| Cylinder Bore × stroke (mm) | 75×61.5 |
| Oil quantity (cc) | 400~1000 |
| Recommended oil | 10W-30 |
| Fuel tank effective volume (cc) | 3100 |
| Starting System | Recoil+12V E-start |
| Ambient temperature (°C) | 5-40 |
| operation counts | ≤3 |
| Idle speed (r/min) | 3780±60 |
| Start idle (r/min) | 1650±150 |
| Idle speed control | Little spring |
| rated power (kW/rpm) | 5.8/3600 |
| Speed control power(kW/r) | 5.2/3400 |
| Max torque (N • m/rpm) | 15.5/3000 |
| Fuel type | 92# |
| Net weight (kg) | 20 |
| Certification | EC(V) |
| Endurance time (h) | 250 |
| Filter configuration | PAPER+FOAM |
| adjust Speed type | Manual machinery control |
| Choke control | Manual choke |
| Exhaust direction | side |
| Pulling direction | 12'clock |
| fuel switch | Y |
| Flameout method | Manual flameout switch |
| Oil alarm | Y |
| PTO | 05# |
| Charging coil | DC12V10W |
| Component special status confirmation | Y |
| Application | General purpose |
| Terminal main parameters (customer fill in) | |

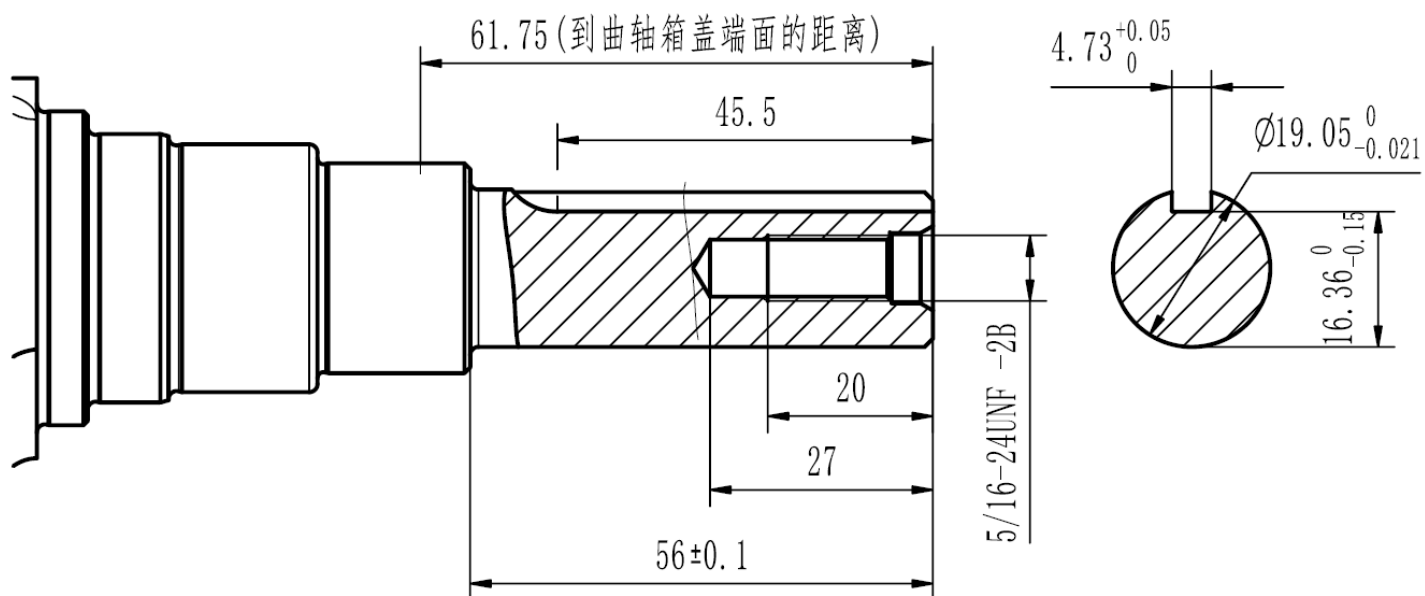
| | | |
|--|-----------------------|--|
| | Water pressure (psi) | |
| | Effluent flow (GPM) | |
| | Working speed (r/min) | |
| | Idle speed | |
| | start at idle speed | |



曲轴边盖安装尺寸



PTO output mounting size



| | |
|---------------|--|
| | |
| 包装信息: | |
| | |
| | |
| | |
| | |
| | |
| | |
| | |
| 备注（客户其他特殊要求）: | |
| 1、 | |
| 2、 | |
| 3、 | |